

Note: This document is a translation of a part of the original Japanese version and provided for reference purposes only. In the event of any discrepancy between the Japanese original and this English translation, the Japanese original shall prevail.



Summary of Results of Operations
for the Three Months
Ended September 30, 2024

November 13, 2024

Market Enterprise Co., Ltd.

Securities code: 3135



Overview of the Financial Results for the Three Months



Net sales / Gross profit

✓ Driven by sales growth in second-hand online business and mobile & telecommunications business, the current fiscal year started with a record-high 1Q sales of 5 billion yen.

- Net sales : 5,492 million yen (YoY + 33.7%)
- Gross profit : 1,980 million yen (YoY + 30.0%)

Operating profit

✓ Despite one-time expenses (head office relocation costs of 68 million yen), net sales progressed steadily and operating profits exceeded the plan.

- Operating profit : 69 million yen (In the previous fiscal year, Loss: 154 million yen)

Ordinary profit / Loss attributable to owners of parent

✓ Despite a 31 million yen loss on valuation of derivatives in non-operating expenses due to the “Ishiba shock” that occurred on September 27, we posted an ordinary profit for the first time in four fiscal quarters in the 1Q.

- Ordinary profit : 25 million yen (In the previous fiscal year, Loss: 263 million yen)
- ✓ 43 million yen was recorded as total income taxes.
- Loss attributable to owners of parent : 48 million yen (In the previous fiscal year, Loss: 325 million yen)

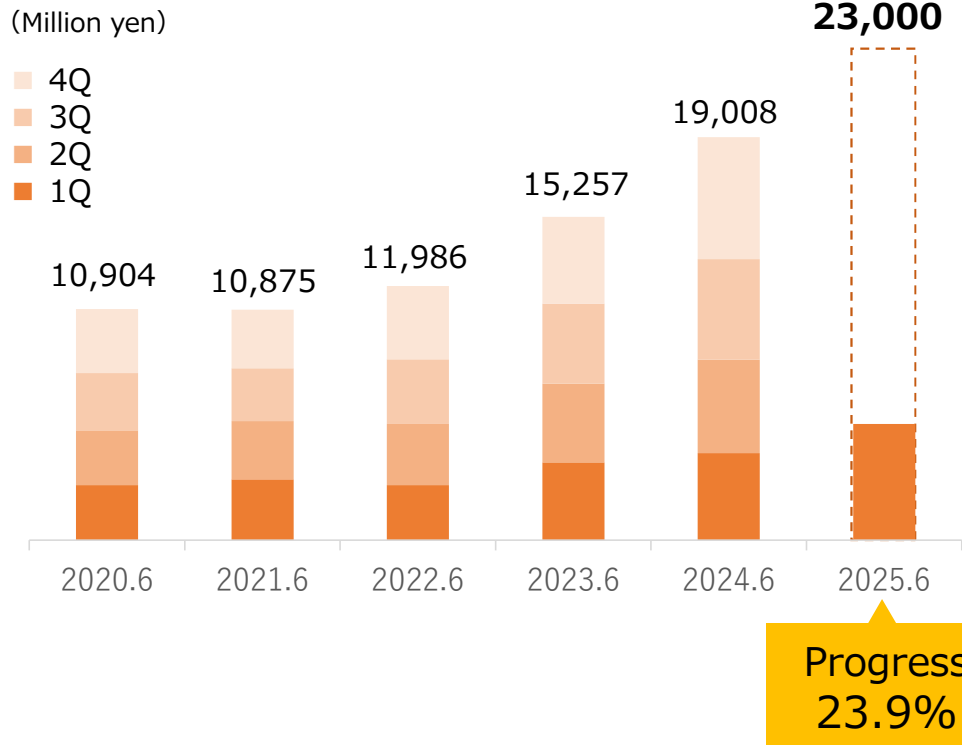
Earnings Forecast for FY6/2025 (1)



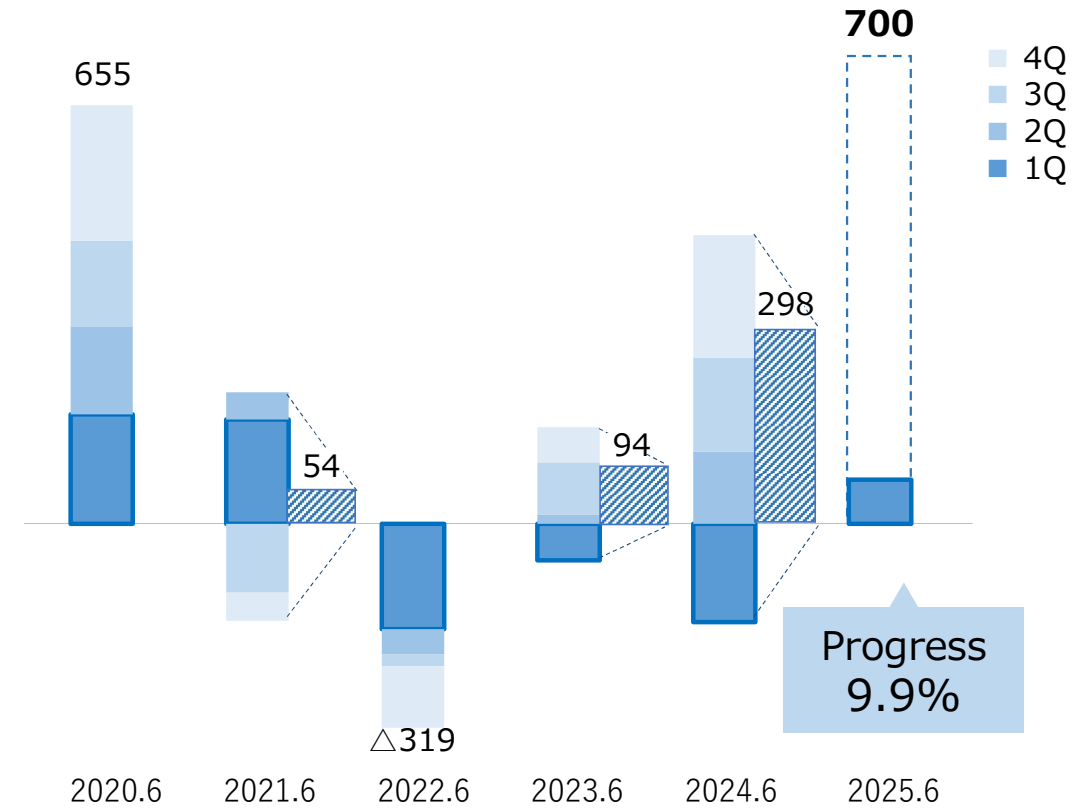
(Million yen)	1Q FY6/2025 Results	FY6/2024 Full-year Forecast	Progress
Net sales	5,492	23,000	23.9%
Operating profit	69	700	9.9%
Ordinary profit	25	650	3.8%
Profit (loss) attributable to owners of parent	(48)	330	- %

Earnings Forecast for FY6/2025 (2)

Net sales



Operating profit

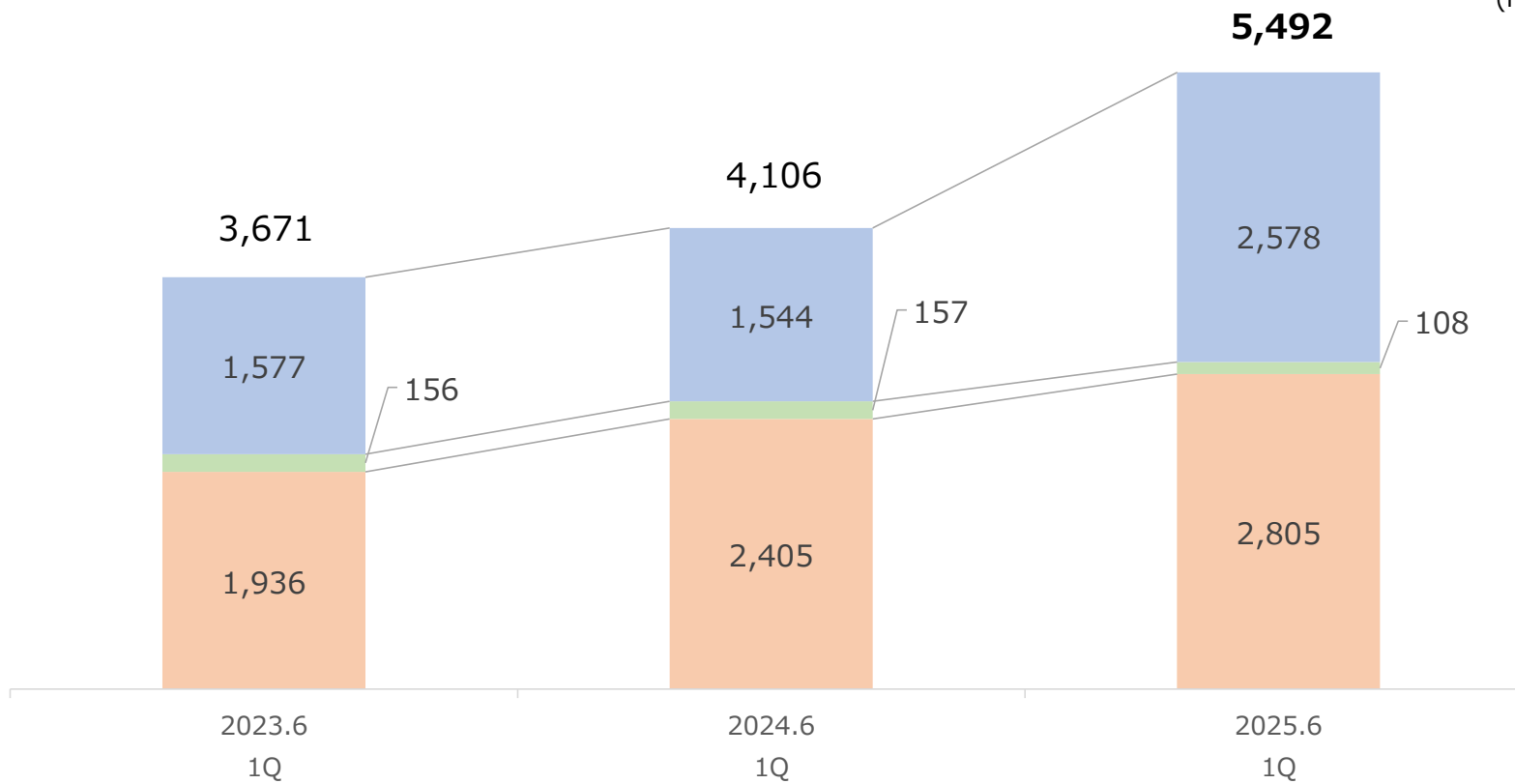


Quarterly Consolidated Sales By Business Segment



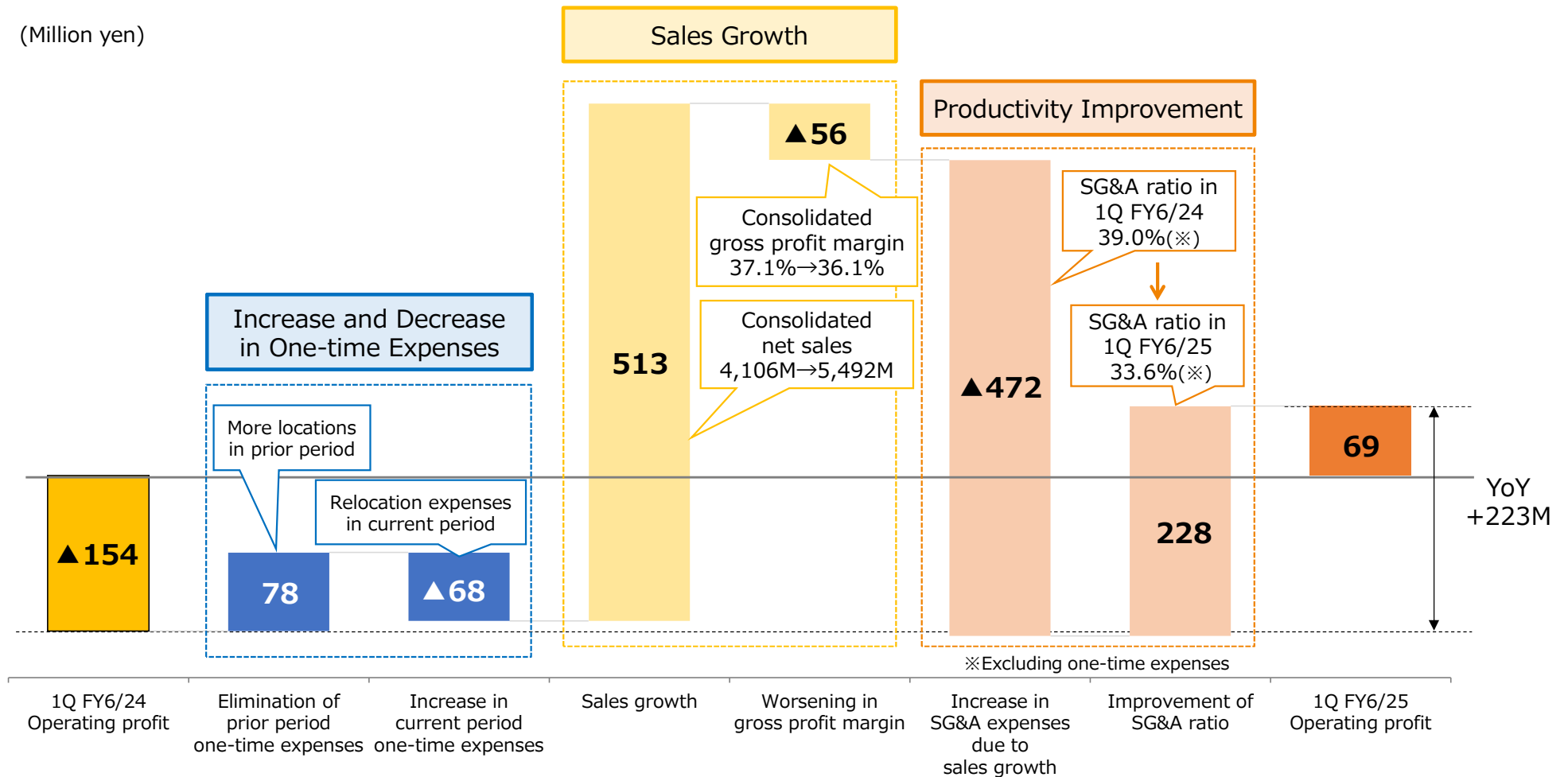
Second-hand online Media Mobile & Telecommunications

(Million yen)



1Q Analysis of Change in Operating Profit

(Million yen)



Forward looking statements in this document, such as forecasts of business performance, include forward-looking statements, assumptions and projections that are the basis of our plans. Actual business results may differ substantially due to various factors.

For IR-Related Inquiries and Inquiries about this Document

MarketEnterprise IR

ir@marketenterprise.co.jp



To be an Optimized Trading Company
for the creation of Sustainable Society